

A Scoping Review of Physical Rehabilitation in Long-Term Care: Interventions, Outcomes, Tools*

Caitlin McArthur,¹ Jenna C. Gibbs,¹ Ruchit Patel,¹ Alexandra Papaioannou,² Paula Neves,³ Jaimie Killingbeck,⁴ John Hirdes,⁵ James Milligan,^{4,6,7} Katherine Berg,⁸ and Lora Giangregorio^{1,4,9}

RÉSUMÉ

Les résidents en soins de longue durée (SLD) ont souvent besoin de soins en réadaptation pour maintenir ou améliorer leur état physique fonctionnel. L'objectif de cet examen de portée était de décrire l'envergure des publications concernant la réadaptation physique en SLD jusqu'à ce jour, avec une emphase sur les types d'interventions en réadaptation qui ont été évaluées, ainsi que sur les mesures de résultats utilisées et les outils déterminant l'admissibilité au service. Une recherche structurée a été réalisée dans six bases de données sous licence et dans la littérature grise. Deux analystes ont identifié 381 articles qui ont été triés en utilisant un formulaire qui avait préalablement été testé dans un essai pilote, et les données de ces articles ont été extraites. La plupart des interventions avaient été réalisées et évaluées au niveau des résidents, et consistaient fréquemment en des programmes d'exercices à plusieurs composantes dispensés par du personnel de recherche et des physiothérapeutes. Les mesures les plus couramment rapportées étaient basées sur la performance, les activités de la vie quotidienne et l'humeur. Une lacune importante a été identifiée concernant les connaissances sur la réadaptation en lien avec des objectifs qui soient pertinents pour les résidents, tels que la qualité de vie. Dans les études à venir, il serait important que les caractéristiques des résidents en SLD soit représentatives de la complexité de l'état de santé de cette population; la durée de leur séjour devrait aussi être incluse et différenciée. Les études d'intervention devraient aussi explorer des méthodes de prestation de soins qui soient réalistes et soutenables. Le développement d'outils pour favoriser une meilleure détermination de l'admissibilité aux services est aussi nécessaire pour assurer l'égalité en matière de soins en réadaptation dans l'ensemble du secteur des SLD.

ABSTRACT

Residents in long-term care (LTC) often require physical rehabilitation (PR) to maintain/improve physical function. This scoping review described the breadth of literature regarding PR in LTC to date, synthesizing PR interventions that have been evaluated, outcomes used, and tools for determining service eligibility. A structured search, conducted in six licensed databases and grey literature, identified 381 articles for inclusion. Most interventions were delivered and evaluated at the resident level and typically were multicomponent exercise programs. Performance-based measures, activities of daily living, and mood were the most frequently reported outcomes. A key knowledge gap was PR in relation to goals, such as quality of life. Future studies should reflect medically complex residents who live in LTC, and length of residents' stay should be differentiated. Intervention studies should also explore realistic delivery methods; moreover, tool development for determining service eligibility is necessary to ensure equality in rehabilitative care across the LTC sector.

¹ Department of Kinesiology, University of Waterloo

² Department of Medicine, McMaster University

³ Extendicare Canada, Ontario

⁴ Schlegel-UW Research Institute for Aging, Waterloo

⁵ School of Public Health and Health Systems, University of Waterloo

⁶ The Centre for Family Medicine, Kitchener

⁷ Department of Family Medicine, McMaster University

⁸ Department of Physical Therapy, University of Toronto

⁹ Toronto Rehabilitation Institute – University Health Network

* This work was funded by a grant from Technology Evaluation in the Elderly Network, grant number KS2014-08. The authors thank Rebecca Hutchinson and Jackie Stapleton, liaison librarians at the University of Waterloo, for assistance with the database search strategy. We also thank Rebecca Clark for her assistance with data collection and analysis. We gratefully acknowledge the opportunity to collaborate with Michael Sharratt and others from the Schlegel-UW Research Institute for Aging on this project.

Manuscript received: / manuscrit reçu : 20/09/16

Manuscript accepted: / manuscrit accepté : 03/02/17

Mots clés : vieillissement, soins de longue durée, réadaptation, physiothérapie, ergothérapie, examen de portée

Keywords: aging, long-term care, rehabilitation, physical therapy, occupational therapy, scoping review

Correspondence and requests for reprints should be sent to / La correspondance et les demandes de tirés-à-part doivent être adressées à :

Caitlin McArthur, MScPT
University of Waterloo
200 University Avenue West
Waterloo, ON N2L 3G1
<cmcarthu@uwaterloo.ca>

As the aging population increases, many older adults are unable to remain in their own homes and require residential support such as long-term care (LTC). LTC is defined as a home for residents who are unable to live independently, requiring access to nursing, personal care, support, and/or supervision (Health Canada, 2004). Though variability exists internationally between the definition of, and services provided in, LTC homes, the acuity and complexity of residents in LTC is a reality worldwide (Katz, 2011). Residents in LTC are often frail, de-conditioned, and often have significant functional impairments increasing the risk for declining health and adverse outcomes (Canadian Institute of Health Information, 2013; Hirdes, Mitchell, Maxwell, & White, 2011). Optimization of effective interventions for improving the function of residents in LTC, such as physical rehabilitation (PR) (Crocker et al., 2013), is necessary to prevent the negative sequelae of functional decline.

Although evidence suggests that PR can be an effective strategy for improving the function of residents in LTC, uncertainty remains with respect to the delivery of services. PR encompasses both active (e.g., exercise) and passive (e.g., therapeutic modalities) methods to maintain or improve mobility, physical activity, and overall health and wellness (Canadian Physiotherapy Association, 2012). PR could be delivered by a host of interdisciplinary team members (e.g., physical therapy, occupational therapy, recreation specialists, rehabilitation nursing). A recent systematic review of active PR methods revealed heterogeneity in the literature regarding the PR intervention model: delivery of interventions, time allocated to them, and staff members delivering them (Crocker et al., 2013). Additionally, important elements of PR delivery have not been considered in the literature to date, such as the level of PR intervention (i.e., resident, facility, and/or system) and the full scope of active and passive methods. Existing systematic reviews often focus on the efficacy of rehabilitation in a narrowly defined population or setting or on a limited scope of PR interventions (e.g., gait training). Additionally, the reviews may lack the clarity

necessary to inform implementation. A broad scoping review highlights the characteristics of studies (populations studied; frequency, intensity, time, and mode of intervention; and professionals delivering it) and provides a clearer picture of knowledge gaps, all of which will inform implementation and future research.

Evaluation of the effect of PR is crucial to guide clinical decision-making, treatment planning, and quality improvement. However, there is inconsistency in the constructs used in the literature, and the levels of evaluation remain unclear. Researchers have used an overabundance of resident-level constructs to evaluate PR in LTC (Crocker et al., 2013). Although resident-level evaluation is important for treatment planning and outcome measurement, evaluation at multiple levels of the health care system is required to promote quality improvement (Donabedian, 1966; Norton et al., 2014). Facility- and system-level evaluation allows for comparison between and within LTC homes and across the greater health care system, allowing opportunities for benchmarking and support for quality improvement initiatives (Donabedian, 1966; Norton et al., 2014).

Researchers have recently highlighted the importance of quality indicators to the rehabilitation profession (Westby, Klemm, Li, & Jones, 2016). Quality indicators can be used by both frontline and supervising therapists to guide clinical decision-making; evaluate treatment effectiveness; benchmark; report to stakeholders; and implement guideline recommendations (Westby et al., 2016). However, the use of constructs other than at the resident level is not typical; therefore, an understanding of the outcomes researchers have used to evaluate PR in LTC, and at which levels, is necessary to guide future evaluation methods.

Determining eligibility for services is another ambiguous area of PR delivery in LTC that requires attention. Internationally, there are jurisdictional differences in utilization rates of PR services (Berg et al., 1997; De Boer, Leemrijse, Van Den Ende, Ribbe, & Dekker, 2007; McArthur, Hirdes, Berg, & Giangregorio, 2015), with

some studies suggesting exclusion of residents with cognitive impairment (De Boer et al., 2007; McArthur, Hirdes, et al., 2015). Additionally, variation exists across and within countries regarding length of stay and goals of care. In some countries and facilities, residents are admitted to LTC following an acute event with the goal of returning to the community (Kochersberger, Hielema, & Westlund, 1994; Medicare Payment Advisory Commission, 2012) whereas in others, residents are admitted indefinitely (Hirdes et al. 2011). Often the decision involving who should receive services is left to the discretion of the therapist or the LTC home. Therefore, it is necessary to provide a synthesis of any tools to assist clinicians in determining who could receive PR services. Consideration should be given to identifying those residents who would benefit from PR in LTC to ensure an equitable and effective use of often scarce services.

The purpose of the current study was to perform a scoping review to inform clinical practice and future research. The objectives were to describe the types of PR evaluated in LTC, the outcomes used to evaluate them, and tools for determining eligibility (McArthur, Gibbs, et al., 2015). Although variability exists in the definition of LTC internationally (Katz, 2011), the purpose of the scoping review was to capture a broad perspective on the PR interventions that have been evaluated to date in residential facilities for medically complex, frail older adults. The results of a subsequent report will evaluate a third objective – to use the available evidence and stakeholder consultation to determine which new or existing quality indicators could be used to evaluate PR.

Methods

The methods of the current study have been reported in detail previously (McArthur, Gibbs, et al., 2015). We conducted this scoping review according to the framework proposed by Arksey and O'Malley (2005) and the suggestions of Levac, Colquhoun, and O'Brien (2010). We posed three research questions as follows: (1) What types of PR have been evaluated for efficacy and effectiveness in LTC? (2) Which outcomes or quality indicators have been used when evaluating the efficacy or effectiveness of PR in LTC? (3) What tools or models exist or have been validated for decision-making in the allocation of PR resources in LTC?

Data Sources and Searches

Relevant articles were identified in MEDLINE Pubmed (1946–present), EMBASE Ovid (1974–present), CINAHL (1981–present), Cochrane Database of Systematic Reviews (1994–present), the Physiotherapy Evidence Database (PEDro), and the Occupational

Therapy Systematic Evaluation of Evidence database (OTseeker). We chose databases for this review to ensure comprehensive coverage of health and medicine journals as well as the specialty journals in rehabilitation. We believe health and medicine are comprehensively covered by including MEDLINE, EMBASE, and Cochrane. Specialty journals in rehabilitation are covered in PEDro and OTseeker. We ran an initial search in August 2014, and ran updated searches in April 2015 and December 2016. A structured grey literature search was run in December of 2014 and 2016 in a broad Google search and on the following websites: Canadian Institute for Health Information; Ministry of Health and LTC; National Institutes of Health, and the Government and Legislative Libraries Online Publications Portal; Canadian Physiotherapy Association; Ontario Long-Term Care Association; American Academy of Physical Medicine and Rehabilitation; and the University of Waterloo library catalogue (a full government depository library). The first 100 pages of the Google search were screened by two team members following the same protocol employed for the literature review. The key concepts used in the searches were as follows: PR, LTC, interventions that have been evaluated, elderly, decisions regarding resource allocation, tools to assist in decision-making, and evaluation including quality indicators (McArthur, Gibbs, et al., 2015). The key concepts were combined using the Boolean operator AND, and the search words within each concept were combined with OR. One final search was run in each database because the results for each research question could have been applicable to the other research questions (McArthur, Gibbs, et al., 2015).

Study Selection

All abstracts were screened by two team members (CM and RP or JCG) and were included according to the following criteria: (1) participants must have currently resided in LTC defined as a home for residents unable to live independently, requiring access to nursing, personal care, support, and/or supervision (Health Canada, 2004); (2) participants must have been at a minimum mean or median age of 65 or older; (3) articles must have focused on PR as defined by the Canadian Physiotherapy Association (Canadian Physiotherapy Association, 2012); and (4) articles must have described an intervention or a tool for determining eligibility for services that had been validated (i.e., proof of face, construct, or criterion validity had been demonstrated). Case studies, mixed methods, prospective, longitudinal, retrospective case-control, randomized controlled trials, quasi-randomized clinical trials or controlled trials, clinical practice guidelines, systematic reviews, and relevant reports generated by policy-makers were included. We excluded articles if

they discussed an invalidated tool, or if they were non-English full texts, clinical commentaries, editorials, interviews, legal cases, letters, newspaper articles, patient education handouts, abstracts, or unpublished literature.

Data Extraction and Quality Assessment

Two team members (CM and RP or JCG) extracted data and charted in duplicate using a pilot-tested data extraction form. Data extracted from the articles included (a) title, (b) authors, (c) location (country), (d) research question addressed (1, 2, and/or 3), (e) type of literature (e.g., peer-reviewed paper, policy report), (f) length of stay of residents (short-stay: fewer than 90 days; long-stay: greater than or equal to 90 days), (g) description of participants (age, sex, inclusion/exclusion criteria), (h) description of facility (e.g., nursing home, long-term care), (i) study design (e.g., randomized controlled trial, cohort study), (j) description of intervention (therapeutic goals/type, frequency, time/volume, duration, who delivered, level of intervention – resident, facility, system), (k) quality indicator addressed, (l) outcome of interest, (m) construct measured, (n) outcome measure used, (o) outcome level (resident, facility, system), (p) name and description of tool for decision-making, (q) population of tool for decision making, (r) country of implementation, and (s) description of validation process for tool (McArthur, Gibbs, et al., 2015). We used the intervention target to describe the intervention, and if there was more than one target, we classified it as a “multi-target exercise program”. For example, if the target of the intervention was to improve balance we classified it as “balance”, but if the target was to improve balance and strength, we classified it as a “multi-target exercise program”. Although studies were not formally assessed for quality (e.g., blinding of assessors, randomization), we extracted the study design and reported it as a proxy measure of quality.

Data Synthesis and Analysis

The results were presented as described in the protocol for the current review (McArthur, Gibbs, et al., 2015). After completing data extraction and analysis, we presented the preliminary results of the scoping review to a group of stakeholders with expertise in rehabilitation and LTC at a half-day meeting. Stakeholders were initially recruited by the first author at the commencement of the study to ensure that the research questions were relevant to the LTC sector and rehabilitation professionals. Stakeholders were then asked at the half-day meeting if there was any additional information they would like to know about the studies we had included. The stakeholders were not involved in

any of the data extraction or analysis. The group of 14 stakeholders included clinicians working in LTC (physical therapist, occupational therapist, nurse, physician, and kinesiologist), researchers, administrators, and policy-makers). The stakeholders deemed it important to include a detailed description of the participants included in the articles, so we added this. Specifically, we added a description of functional status, cognition, and acuity to the summary of articles we included. Next, we sorted and described interventions under the domain of the quality indicator (QI) they addressed. For example, if the article reported activities of daily living (ADLs) as an outcome, that article was described under the domain of “ADLs”. We chose 12 a priori domains on the basis of QIs that are currently publicly reported in Ontario (wait times, incontinence, ADLs, cognitive function, pain, emergency department visits, falls, pressure ulcers, restraints, medication safety, human health resource, infections) (Health Quality Ontario, 2016). If articles reported domains of outcomes other than the aforementioned, we grouped those articles together and presented them under the other domains. Articles could be included under more than one domain if they reported outcomes across several domains. Articles reporting different results from the same study population were not grouped. Under each domain, we then further grouped interventions based on the level of intervention delivery (resident, facility, or system). *Resident-level interventions* were those that involved directly delivering services to the resident (e.g., an exercise class). *Facility-level interventions* had an element of involving the facility or were interventions delivered by the entire facility (e.g., education to staff, environmental changes, facility policies). Interventions at the system level had to involve changes external to the facility that instilled change across multiple homes (e.g., changes to regional or national funding policies, PR teams working across the system such as outreach teams). If interventions were delivered at more than one level, we categorized them by the delivery level of the intervention’s main component. We then described intervention details at the level of the main component. Finally, we tallied the frequency at which constructs and outcome measures were reported at the resident, facility, and system level, and expressed as a percentage of the total number of times that the domain was measured at that level.

Results

Description of Studies and Resident Characteristics

The scoping review included 381 articles and 2 reports (Figure 1; Supplementary Files 1a and 1b). The United States had the largest number of articles (25.0%, Figure 2).

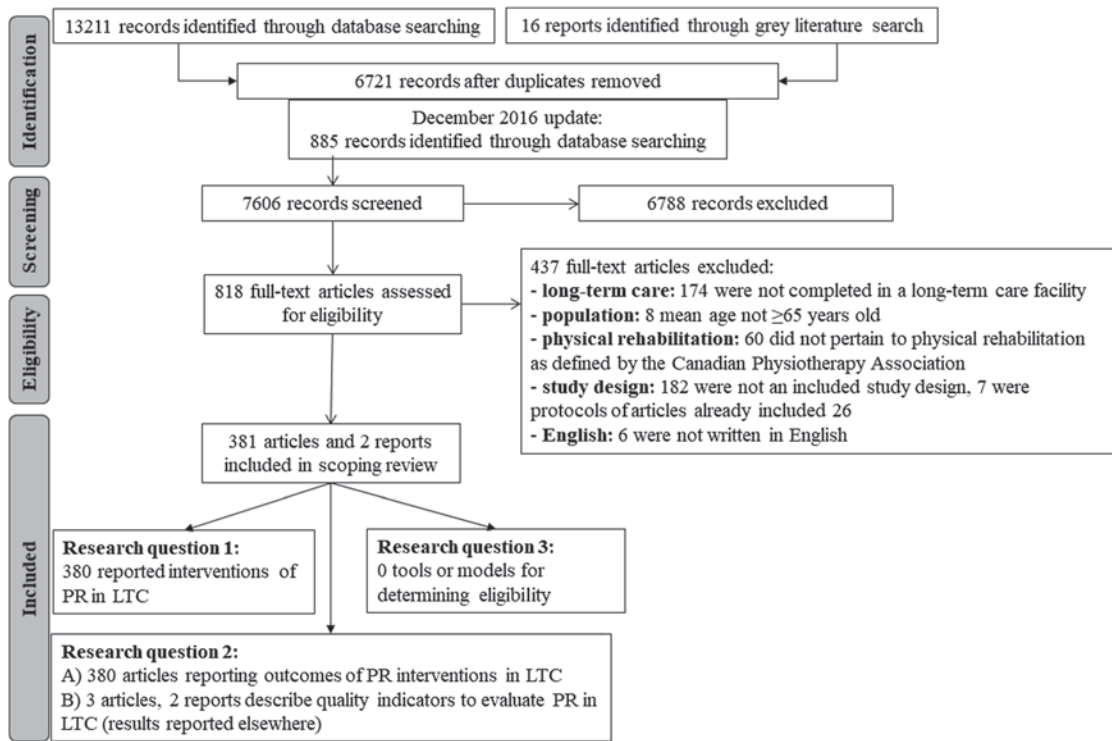


Figure 1: Flow of articles through the scoping review

Most of the articles did not report the length of stay of residents (61.4%), and only 3.9 per cent of publications explicitly included short-stay residents (Table 1, Figure 2). The mean age of included residents was 81.9 ± 5.0 years and the majority were female (71.4%) (Table 1). Functional status was not mentioned in the inclusion and exclusion criteria of half (49.9%) the articles, but one quarter of studies (23.4%) required residents to be ambulatory with or without an assistive

device (Table 1). Very few articles specifically included residents who were non-ambulatory (7.6%) or bed-ridden (0.6%). Additionally, only 16.3 per cent of the articles included residents with evidence of a diagnosis of dementia (Table 1). Finally, medical acuity was not an inclusion or exclusion criterion for most of the studies; however, 27.3 per cent explicitly stated that only residents who were not medically acute were included (Table 1).

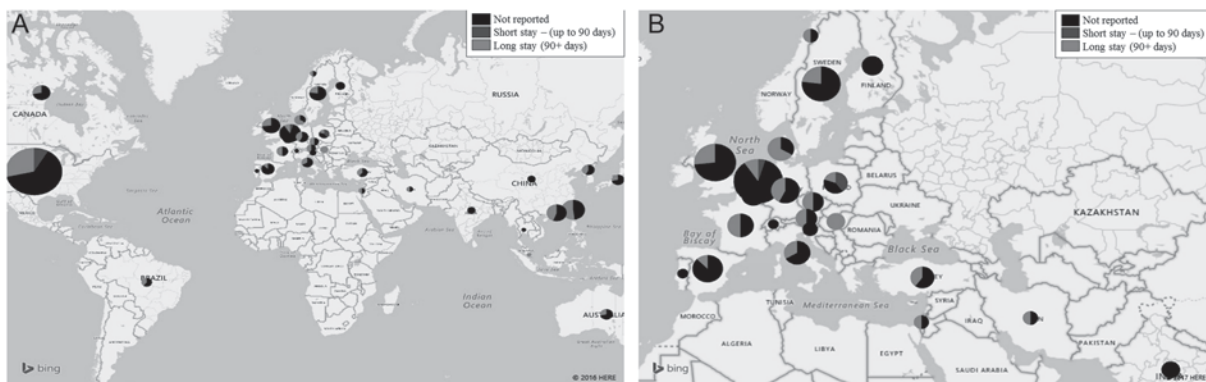


Figure 2: (a) Map of included articles, demonstrating proportions of length of stay. The size of the circle represents the number of articles originating from that country. The pie chart within the circle represents the proportion of articles that included residents who were short-stay (participants resided in the LTC home for up to 90 days), long-stay (90 days or more), or if the length of stay was not reported. (b) Close-up of Europe – map of included articles, demonstrating proportions of length of stay. Microsoft product screen shots reprinted with permission from Microsoft Corporation.

Table 1: Description of participants included in articles

Characteristic	%	Response frequency (<i>n</i>)
Mean age (standard deviation)	81.9 (5.0)	
Sex, % female	71.4	
Length of stay, % (<i>n</i>)		
Short stay (up to 90 days)	3.9	15
Long stay (90+ days)	29.1	111
Not reported	61.4	234
Functional status		
Included only residents who were able to walk, with or without a gait aid	23.4	89
Included non-ambulatory and ambulatory residents	7.6	29
Included residents who were bedridden	0.5	2
Functional status not an inclusion/exclusion criterion	49.9	190
Other	13.1	50
Cognitive status		
Included only residents with little or no cognitive impairment	23.4	89
Included residents with evidence of cognitive impairment and/or diagnosis of dementia or Alzheimer's disease	16.3	62
Included residents who were "able to follow directions"	13.9	53
Cognitive status not an inclusion/exclusion criterion	31.7	121
Other	9.2	35
Medical acuity		
Included only residents who were not medically acute	27.3	104
Included residents regardless of medical acuity	1.6	6
Medical acuity not an inclusion/exclusion criterion	60.1	229
Other	5.5	21
Description of facility		
Nursing home	50.0	180
Long-term care	14.7	53
Residential care facility	10.8	39
Skilled nursing facility	9.4	34
Assisted living	6.4	23
Care home	3.1	11
Old age home	1.9	7
Other	3.6	13

Research Questions 1 and 2: Description of Interventions and Outcomes

The included articles mapped onto the a priori and other domains; the level of evidence based on study design, and the level of intervention delivery, are found in Figure 3. Of the included articles, 322 described resident-level interventions, 44 described facility-level interventions, and 4 described system-level interventions. At all three levels of PR delivery, intervention components were often not reported – per cent of articles per domain not reporting a component ranged from 0 to 100 per cent (Table 2). The other domains identified were performance-based measures (e.g., Timed Up and Go test and the Berg Balance Scale), mood, quality of life, responsive behaviours, sleep, discharge, and feasibility. Feasibility was defined as the ease of delivering the PR intervention, with constructs measured including recruitment, retention, and adherence (Table 3). Performance-based measures were the most frequently reported outcomes for resident-level PR delivery ($n = 180$), followed by ADLs ($n = 100$) and mood ($n = 74$) (Figure 3). For facility-level PR

delivery, the most frequently reported domains were ADLs ($n = 22$), performance-based measures ($n = 198$), falls ($n = 14$), and mood ($n = 14$). ADLs ($n = 3$) and discharge ($n = 1$) were the only reported outcome domains for system-level PR interventions.

At the resident level, interventions were delivered, on average, 2.8 to 4.7 days per week for 25.0 to 46.1 minutes per session over a period of 10.5 to 18.4 weeks (Table 2). Results for outcome domains with fewer than 10 articles are reported in Supplementary File 2. The most frequently reported type of intervention across all domains was a multi-target exercise program, except for the discharge domain where individualized rehab was the most frequent program (Table 2). The type of professional delivering the interventions varied across all domains. However, research staff was most frequently reported as delivering six of the a priori domains (falls, cognition, incontinence, pressure ulcers, infections, and restraints) and three of the other domains (responsive behaviours, mood, and sleep) (Table 2). Interventions were delivered most often in a group setting, except for the domains of pain, incontinence, and

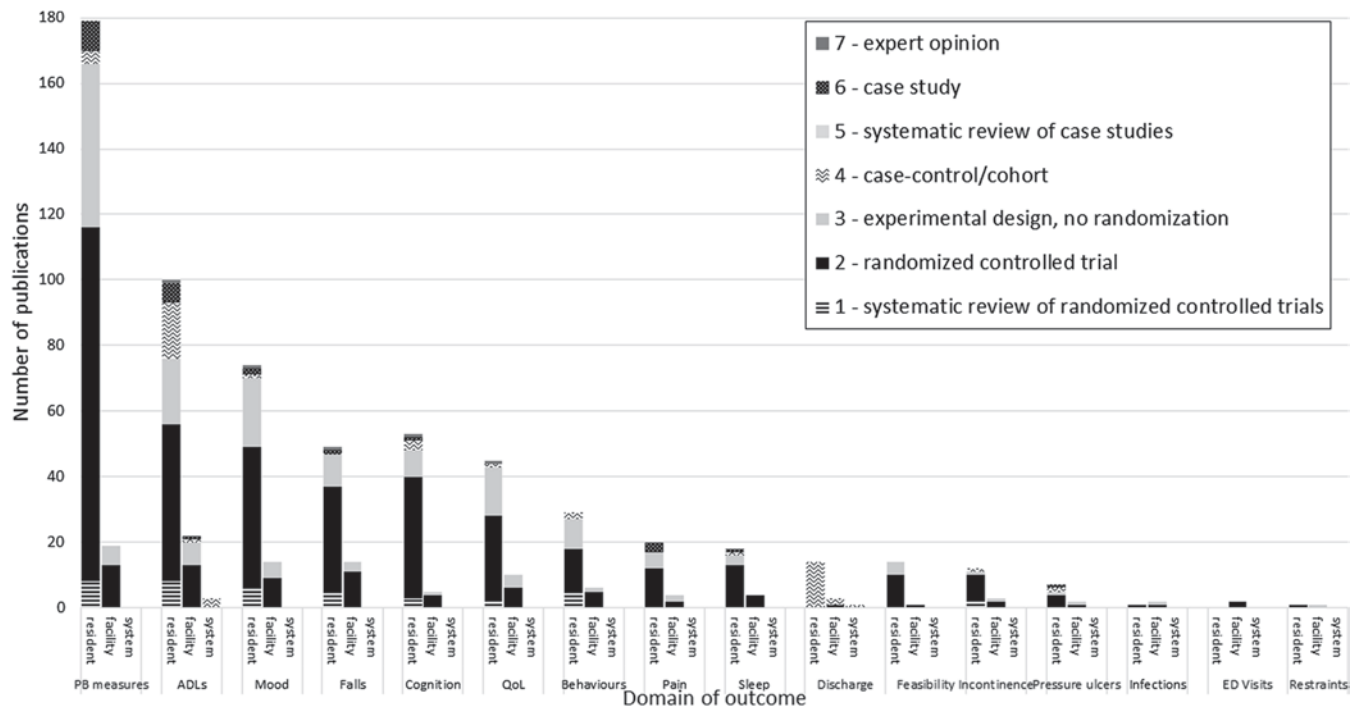


Figure 3: Number of articles and level of evidence per domain of outcome at the resident, facility, and system levels

sleep where they were delivered most often on an individual basis, or restraints and discharge where it was not reported how they were delivered (Table 2).

Facility-level interventions were delivered, on average, 1.3 to 5.0 days per week, for 23.3 to 60.0 minutes per session, over a period of 5.6 to 104.0 weeks (Table 2). Like resident-level interventions, facility-level interventions most often involved multi-target group exercise programs, except for ADLs and discharge domains which were frequently not reported (Table 2). Nursing staff and physical therapists most often delivered the interventions at the facility level, in contrast to the resident-level where most were delivered by research staff.

System-level interventions were far less common ($n = 4$). Frequency, time, or length of the delivery were not reported for any of the articles describing system-level interventions. These articles often stated that residents received physical rehabilitation but provided no descriptors. All four articles described individualized rehab professional programs, with two reporting delivery by interprofessional rehab staff and two not reporting who delivered the intervention. One article reported that the intervention was delivered on an individual basis; the other three did not report how the intervention was delivered.

The vast majority of outcomes were measured at the resident level, with the most common measures being a dynamometer, the Timed Up and Go test, walking tests

(e.g., 10 metre walk), chair stand tests (e.g., 30-second sit to stand), the Geriatric Depression Scale, the Barthel Index, the Mini-Mental State Exam, and the Functional Independence Measure (Table 3). At the facility level, the only constructs that were measured were ADLs, falls, urinary incontinence, pressure ulcers, restraints, locomotion ability, and discharge (Table 3). System-level outcomes were measured in 11 articles. Number and duration of hospitalization episodes, cost and labour of service provision, discharge location, survival time, and process outcomes (e.g., number of referrals, reason for referrals) were the constructs measured at the system level.

Research Question 3: Tools or Models for Determining Eligibility for Services

Although two articles (Szczipura, Nelson, & Wild, 2008; Theodos, 2004) were identified as reporting a model for determining eligibility for PR services in LTC, neither article provided evidence of validation (i.e., proof of face, construct, or criterion validity demonstrated) and therefore we did not include them in the current review.

Discussion

Our current review demonstrates that the majority of PR interventions are delivered and evaluated at the resident level with performance-based measures, ADLs, and mood being the most frequently reported outcomes.

Table 2: Description of person- and facility-level physical rehabilitation interventions presented by domain evaluated

Domain of outcome Level of intervention	A Priori Domains									
	ADLs		Falls		Cognition		Pain		Incontinence	
	Person	Facility	Person	Facility	Person	Facility	Person	Facility	Person	Facility
Number of articles	<i>n</i> = 100	<i>n</i> = 22	<i>n</i> = 48	<i>n</i> = 14	<i>n</i> = 53	<i>n</i> = 5	<i>n</i> = 20	<i>n</i> = 4	<i>n</i> = 12	<i>n</i> = 3
Description of intervention										
Mean frequency, days/week (range)	3.2 (1–6)	2.3 (1–3)	3.9 (1–7)	2.8 (2–7)	3.3 (1–7)	2.5 (2–3)	3.0 (1–6)	1.3 (1–2)	4.7 (1–7)	2.0 (2–2)
% articles not reporting	24.0	77.3	10.4	50.0	15.1	60.0	5.0	25.0	40.0	66.7
Mean time per visit, minutes (range)	43.3 (3.4–150)	41.5 (20–60)	34.9 (1–60)	43.8 (20–60)	42.6 (15–90)	45 (45–45)	33.9 (9–60)	55.0 (45–60)	25.0 (5–40)	60.0 (60–60)
% articles not reporting	30.0	96.4	20.8	64.3	11.3	80.0	25.0	25.00	41.7	66.7
Mean length of intervention, weeks (range)	17.1 (2.7–60)	33.9 (4–108)	17.2 (3.5–52)	33.5 (11–54)	16.6 (0.14–60)	41.2 (24–52)	10.5 (1–32)	21.5 (18–52)	18.4 (6–32)	28.0 (4–52)
% articles not reporting	21.0	31.8	4.2	0	9.4	0	0	0	8.3	33.3

Continued

Table 2: Continued

Domain of outcome Level of intervention Number of articles	A Priori Domains									
	ADLs		Falls		Cognition		Pain		Incontinence	
	Person	Facility	Person	Facility	Person	Facility	Person	Facility	Person	Facility
	n = 100	n = 22	n = 48	n = 14	n = 53	n = 5	n = 20	n = 4	n = 12	n = 3
Type										
<i>Strength only</i>	9.0 (9)	-	10.4 (5)	14.3 (2)	9.4 (5)	-	10.0 (2)	-	8.3 (1)	33.3 (1)
<i>Balance only</i>	1.0 (1)	-	12.5 (6)	7.1 (1)	1.9 (1)	-	-	-	-	-
<i>Aerobic only</i>	1.0 (1)	-	2.1 (1)	-	7.5 (4)	-	10.0 (2)	-	-	-
<i>Flexibility/Range of motion only</i>	3.0 (3)	-	-	-	-	-	10.0 (2)	-	-	-
<i>Recreational activities only</i>	2.0 (2)	4.5 (1)	2.1 (1)	7.1 (1)	-	-	-	-	-	-
<i>Walking/ambulation only</i>	2.0 (2)	-	-	-	1.9 (1)	-	-	-	-	-
<i>Restorative care or rehabilitative nursing</i>	3.0 (3)	40.9 (9)	4.2 (2)	14.3 (2)	-	20.0 (1)	5.0 (1)	25.0 (1)	8.3 (1)	-
<i>Passive modality – ultrasound, laser, etc.</i>	2.0 (2)	-	4.2 (2)	-	-	-	15.0 (3)	-	-	-
<i>Yoga, tai chi, dancing, Qigong, etc.</i>	3.0 (3)	-	6.25 (3)	-	9.4 (5)	-	15.0 (3)	-	-	-
<i>Functional skills training</i>	3.0 (3)	9.1 (2)	2.1 (1)	7.1 (1)	3.8 (2)	20.0 (1)	-	-	8.3 (1)	-
<i>Multi-target exercise program, (≥2 of the above)</i>	40.0 (40)	27.3 (6)	39.6 (19)	50 (7)	41.5 (22)	40.0 (2)	25.0 (5)	75.0 (3)	50.0 (6)	33.3 (1)
<i>Individualized rehab program</i>	21.0 (21)	18.2 (4)	6.25 (3)	21.4 (3)	13.2 (7)	-	-	-	8.3 (1)	33.3 (1)
<i>Other</i>	3.0 (3)	-	4.2 (2)	-	3.8 (2)	20.0 (1)	15.0 (3)	-	-	-
<i>Unclear or not reported</i>	4.0 (4)	13.6 (3)	4.2 (2)	-	4.3 (3)	-	15.0 (3)	-	16.6 (2)	-

Continued

Table 2: Continued

Domain of outcome Level of intervention Number of articles	A Priori Domains									
	ADLs		Falls		Cognition		Pain		Incontinence	
	Person <i>n</i> = 100	Facility <i>n</i> = 22	Person <i>n</i> = 48	Facility <i>n</i> = 14	Person <i>n</i> = 53	Facility <i>n</i> = 5	Person <i>n</i> = 20	Facility <i>n</i> = 4	Person <i>n</i> = 12	Facility <i>n</i> = 3
Profession delivering										
<i>Physical therapist</i>	21.0 (21)	18.2 (4)	16.7 (8)	35.7 (5)	13.2 (7)	20.0 (1)	10.0 (2)	75.0 (3)	8.3 (1)	66.7 (2)
<i>Occupational therapist</i>	2.0 (2)	9.1 (2)	-	-	1.9 (1)	-	-	-	-	-
<i>Nursing</i>	6.0 (6)	40.9 (9)	10.4 (5)	28.6 (4)	3.8 (2)	20.0 (1)	20.0 (4)	25.0 (1)	8.3 (1)	33.3 (1)
<i>Recreation staff</i>	2.0 (2)	9.1 (2)	2.1 (1)	7.1 (1)	1.9 (1)	-	-	-	-	-
<i>PTA or OTA only</i>	2.0 (2)	4.5 (1)	-	7.1 (1)	1.9 (1)	-	-	-	-	-
<i>Fitness/yoga/tai chi instructor</i>	8.0 (8)	-	8.3 (4)	-	17.0 (9)	-	10.0 (2)	-	-	-
<i>Exercise physiologist</i>	1.0 (1)	4.5 (1)	2.1 (1)	7.1 (1)	1.9 (1)	20.0 (1)	-	-	-	-
<i>Interdisciplinary rehabilitation staff</i>	25.0 (25)	18.2 (4)	8.3 (4)	-	13.2 (7)	40.0 (2)	5.0 (1)	-	16.6 (2)	-
<i>Kinesiologist</i>	1.0 (1)	-	-	-	1.9 (1)	-	-	-	-	-
<i>Research staff</i>	11.0 (11)	-	22.9 (11)	-	22.6 (12)	-	20.0 (4)	-	50.0 (6)	-
<i>Other</i>	4.0 (4)	-	2.1 (1)	-	5.7 (3)	-	5.0 (1)	-	-	-
<i>Unclear or not reported</i>	14.0 (14)	9.1 (2)	20.7 (10)	35.7 (5)	13.1 (7)	-	35.0 (7)	-	16.6 (2)	-
Format of delivery										
<i>Group only</i>	42.0 (42)	22.7 (5)	39.6 (19)	50 (7)	77.8 (28)	40.0 (2)	35.0 (7)	75.0 (3)	26.6 (2)	33.3 (1)
<i>Individual only</i>	28.0 (28)	22.7 (5)	27.1 (13)	42.9 (6)	44.4 (16)	-	65.0 (13)	25.0 (1)	41.7 (5)	33.3 (1)
<i>Group and individual</i>	2.0 (2)	22.7 (5)	6.25 (3)	7.1 (1)	-	40.0 (2)	-	-	8.3 (1)	-
<i>Unclear or not reported</i>	22.0 (22)	49.1 (11)	18.7 (9)	7.7 (3)	19.3 (7)	20.0 (1)	5.0 (1)	-	33.2 (4)	33.3 (1)

Continued

Table 2: Continued

Performance-based Measures		Other Domains											
		Mood		Quality of Life		Responsive Behaviours		Sleep		Discharge		Feasibility	
Person	Facility	Person	Facility	Person	Facility	Person	Facility	Person	Facility	Person	Facility	Person	Facility
n = 180	n = 19	n = 74	n = 14	n = 45	n = 10	n = 29	n = 6	n = 18	n = 4	n = 14	n = 3	n = 14	n = 0
3.1 (1-7)	3.0 (1-7)	3.1 (1-6)	2.4 (1-7)	2.8 (1-7)	2.8 (1-7)	3.4 (1-7)	5.0 (3-7)	4.5 (2-7)	4.5 (3-7)	not reported	not reported	3.1 (2-5)	-
3.3	42.1	9.5	42.9	6.7	60.0	13.8	30.0	11.1	0	100	100	7.1	-
38.0 (1-180)	40.0 (20-60)	40.1 (5-70)	45.8 (20-60)	46.1 (5-180)	55 (45-60)	34.7 (5-60)	30 (30-30)	35.0 (3-70)	23.3 (10-30)	not reported	not reported	36.7 (20-60)	-
13.9	68.4	6.8	64.3	11.1	70.0	10.3	50.0	16.7	25.0	100	100	7.1	-
14.3 (2-54)	32.8 (8-54)	15.5 (1-60)	29.3 (8-52)	16.2 (4-52)	30.4 (8-52)	17.1 (2-60)	15.1 (2.5-30)	14.9 (0.29-52)	5.6 (1-14)	not reported	40.5 (40.5-40.5)	10.5 (1-25)	-
3.9	10.5	5.4	21.4	6.7	30.0	6.9	16.7	5.6	0	100	66.7	0	-
10.0 (18)	11.1 (2)	6.8 (5)	-	13.3 (6)	-	3.4 (1)	-	5.6 (1)	-	-	-	14.3 (2)	-
5.6 (10)	5.6 (1)	-	-	4.4 (2)	-	-	-	-	-	-	-	-	-
4.4 (8)	-	2.7 (2)	-	-	-	-	-	-	-	-	-	7.1 (1)	-
4.4 (8)	-	2.7 (2)	-	-	-	-	-	-	-	-	-	-	-
1.1 (2)	-	-	-	4.4 (2)	-	-	-	-	-	-	-	-	-
2.2 (4)	-	-	-	-	-	-	-	5.6 (1)	-	-	-	-	-
1.1 (2)	27.8 (5)	4.1 (3)	14.3 (2)	-	40.0 (4)	-	33.3 (2)	-	-	-	-	-	-
2.2 (4)	-	5.4 (4)	-	-	-	6.9 (2)	-	16.7 (3)	-	-	-	7.1 (1)	-
9.4 (17)	5.6 (1)	14.9 (11)	-	26.7 (12)	-	6.9 (2)	-	33.3 (6)	-	-	-	7.1 (1)	-
2.2 (4)	16.7 (3)	2.7 (2)	21.4 (3)	6.7 (3)	10.0 (1)	3.4 (1)	16.7 (1)	-	-	-	-	7.1 (1)	-
48.3 (87)	44.4 (8)	39.2 (29)	50.0 (7)	40.0 (18)	30.0 (3)	34.5 (10)	50.0 (3)	33.3 (6)	75.0 (3)	-	-	50.0 (7)	-
3.3 (6)	11.1 (2)	6.8 (5)	14.3 (2)	2.2 (1)	10.0 (1)	3.4 (1)	-	-	-	92.9 (13)	66.7 (2)	7.1 (1)	-
2.8 (5)	-	6.8 (5)	-	4.4 (2)	10.0 (1)	24.1 (7)	-	5.6 (1)	25.0 (1)	-	-	-	-
2.8 (5)	-	8.2 (6)	7.1 (1)	4.4 (2)	-	24.1 (7)	-	5.6 (1)	-	7.1 (1)	33.3 (2)	-	-
22.2 (40)	22.2 (4)	16.2 (12)	28.6 (4)	24.4 (11)	30.0 (3)	3.4 (1)	-	-	-	7.1 (1)	33.3 (1)	21.4 (3)	-
1.1 (2)	-	4.1 (3)	7.1 (1)	2.2 (1)	10.0 (1)	3.4 (1)	-	-	-	-	-	-	-
2.2 (4)	50.0 (9)	9.5 (7)	28.6 (4)	4.4 (2)	50.0 (5)	-	33.3 (2)	11.1 (2)	-	-	-	-	-
2.2 (4)	5.6 (1)	1.4 (1)	7.1 (1)	-	-	3.4 (1)	-	-	-	-	-	-	-
1.1 (2)	5.6 (1)	1.4 (1)	-	-	-	3.4 (1)	-	-	-	-	-	-	-
16.1 (29)	-	18.9 (14)	-	24.4 (11)	-	10.3 (3)	-	22.2 (4)	-	-	-	28.6 (4)	-
2.2 (4)	11.1 (2)	4.1 (3)	7.1 (1)	-	-	3.4 (1)	-	-	-	-	-	-	-
7.8 (14)	11.1 (2)	8.1 (6)	21.4 (3)	6.7 (3)	10.0 (1)	6.9 (2)	16.7 (1)	-	-	85.7 (12)	33.3 (1)	7.1 (1)	-
0.6 (1)	-	-	-	-	-	-	-	-	-	-	-	7.1 (1)	-
21.1 (38)	-	20.3 (15)	-	24.4 (11)	-	17.2 (5)	50.0 (3)	38.9 (7)	100.0 (4)	-	-	7.1 (1)	-
2.2 (4)	-	5.4 (4)	-	4.4 (2)	-	13.8 (4)	-	5.6 (1)	-	-	-	-	-
21.6 (39)	16.7 (3)	8.1 (6)	-	13.3 (6)	-	20.6 (6)	-	22.2 (4)	-	14.3 (2)	33.3 (1)	28.5 (4)	-
35.6 (82)	55.6 (10)	54.1 (40)	50.0 (7)	66.7 (30)	30.0 (3)	41.4 (12)	16.7 (1)	33.3 (6)	50.0 (2)	-	-	42.9 (6)	-
35.0 (63)	33.3 (6)	25.7 (19)	28.6 (4)	20.0 (9)	30.0 (3)	24.1 (7)	33.3 (2)	38.9 (7)	50.0 (2)	14.3 (2)	-	42.9 (6)	-
2.2 (4)	22.2 (4)	4.1 (3)	14.3 (2)	2.2 (1)	10.0 (1)	3.4 (1)	33.3 (2)	-	-	-	-	7.1 (1)	-
18.2 (33)	16.7 (3)	10.8 (8)	21.4 (3)	13.3 (6)	30.0 (3)	17.2 (5)	20.0 (1)	27.7 (5)	-	85.7 (12)	100 (3)	7.1 (1)	-

ADLs = activities of daily living, PTA = physical therapy assistant, OTA = occupational therapy assistant

Table 3: Constructs and outcome measures used are presented by the level of evaluation

		Level of Outcome, Measures Used			
Domain	Constructs Measured	Person	n (%)	Facility	n (%)
ADLs	Activities of daily living	<i>n</i> = 144		<i>n</i> = 2	
	Functional independence	Barthel Index	35.4 (51)	RAI-MDS ADL quality indicator	50 (1)
	Functional mobility	Functional Independence Measure	13.2 (19)	Functional Independence Measure	50 (1)
	% achieved functional independence	Katz Index	5.6 (8)		
		RAI-MDS ADL scale	5.6 (8)		
		Rivermead	4.9 (7)		
		Physical disability index	1.4 (2)		
		Nursing Home Physical Performance Test	1.4 (2)		
	Other	32.6 (47)			
Falls	# of falls	<i>n</i> = 48		<i>n</i> = 3	
	# of injurious falls	Chart review/incident report	31.3 (15)	Chart review/incident report	100 (3)
	Falls rate	Falls Efficacy Scale	37.5 (18)		
	% of residents falling	Fear-of-Falling Questionnaire	8.3 (4)		
	Falls risk	Other	8.3 (4)		
	Falls efficacy	Not reported	35.4 (17)		
Cognition	Cognitive function	<i>n</i> = 99		<i>n</i> = 0	
	Executive function	Mini-Mental State Exam	33.3 (33)		
	Memory	Other	34.3 (33)		
		Verbal, word, letter or category fluency	8.1 (8)		
		Wechsler Memory Scale	6.1 (6)		
		Rivermead Behavioural Memory Test	5.1 (5)		
		Eight-word recall	5.1 (5)		
		Stroop Test	5.1 (5)		
		Functional Independence Measure	2.0 (2)		
		Picture completion test	2.0 (2)		
		Symbol digit task	2.0 (2)		
Pain	Pain intensity	<i>n</i> = 28		<i>n</i> = 0	
	Pain location	Other	42.9 (12)		
	Discomfort	Numeric Pain Rating Scale	25.0 (7)		
		Verbal Rating Scale	14.3 (4)		
		Geriatric Pain Measure	10.7 (3)		
		Visual Analog Scale	7.1 (2)		
Incontinence	Incontinence status	<i>n</i> = 19		<i>n</i> = 2	
	Incontinence frequency	Observation	42.1 (8)	RAI-MDS unplanned urinary catheter placement quality indicator	50.0 (1)
	Urgency	Daily urinary forms	21.1 (4)	RAI-MDS incontinence quality indicator	50.0 (1)
	Nocturia	Self-report	15.8 (3)		
Pressure ulcers	Toileting ratio	Other	15.8 (3)		
	% of checks incontinent	Pad Wetting Test	10.5 (2)		
	Presence of pressure ulcers	<i>n</i> = 19		<i>n</i> = 2	
	Appearance of wounds	Observation	47.4 (9)	RAI-MDS pressure ulcer quality indicator	100 (2)
	Wound surface area	Photograph or tracing	15.8 (3)		
	Wound volume	Other	36.8 (7)		
Infections	Healing rate				
	Risk of pressure ulcer				
	Incidence of urinary tract infections	<i>n</i> = 3		<i>n</i> = 0	
Restraints	Incidence of pneumonia, acute bronchitis	Chart review	100 (3)		
	Type of restraint used	<i>n</i> = 1		<i>n</i> = 4	
Performance-based	% residents with restraints	Chart review	100 (1)	Chart review	100 (4)
	Reason for restraint use				
	Types of restraint reduction interventions				
		<i>n</i> = 580		<i>n</i> = 2	
Performance-based	Functional mobility	Other	14.7 (85)	Walking test	50 (1)
	Functional balance	Dynamometer, mechanical force	12.0 (61)	Functional independence measure	50 (1)

Continued

Table 3: Continued

Level of Outcome, Measures Used					
Domain	Constructs Measured	Person	n (%)	Facility	n (%)
measures	Balance	Timed Up and Go	10.3 (60)	locomotion component	
	Strength	Walking tests (e.g., 10-metre walk)	9.3 (54)		
	Grip strength	Chair stand tests (e.g., 30-second sit to stand)	8.1 (47)		
	Flexibility	Six-Minute Walk Test	6.2 (36)		
	Range of motion	Not reported	5.5 (32)		
	Endurance	Berg Balance Scale	5.0 (29)		
	Physical performance	Tinetti Performance Oriented Mobility Assessment	4.3 (25)		
	Ability to climb stairs	Single-leg Stance Test	3.8 (22)		
	Postural sway	Sit-and-Reach Test	3.3 (19)		
	Coordination	Goniometry	3.3 (19)		
		Functional Reach Test	2.4 (14)		
		1 repetition maximum	1.6 (9)		
		Progressive balance tests	1.6 (9)		
		Manual muscle testing	1.4 (8)		
		Back Scratch Test	1.4 (8)		
		Short Physical Performance Battery	1.4 (8)		
		Elderly Mobility Scale	0.9 (5)		
		2-minute Step Test	0.7 (4)		
		Arm Curl Test	0.7 (4)		
		Seniors' Fitness Test	0.3 (2)		
		Physical Performance Test	0.3 (2)		
		Four-Square Step Test	0.3 (2)		
		Lateral Reach Test	0.3 (2)		
	Quantitative gait analysis	0.3 (2)			
Mood	Depression	<i>n</i> = 98		<i>n</i> = 0	
	Anxiety	Geriatric Depression Scale	43.9 (43)		
	Morale	Other	25.5 (25)		
	Affect	Cornell Scale of Depression in Dementia	9.2 (9)		
	Loneliness	Philadelphia Geriatric Centre Morale scale	7.1 (7)		
	Happiness	Hospital Anxiety and Depression Scale	3.1 (3)		
		Taiwanese Depression Questionnaire	3.1 (3)		
		Observed Affect Scale	3.1 (3)		
		Dementia Mood Assessment Scale	2.0 (2)		
		Alzheimer's Mood Scale	2.0 (2)		
		UCLA Loneliness Scale	2.0 (2)		
		Subjective Happiness Scale	2.0 (2)		
	Quality of life	Quality of life	<i>n</i> = 55		<i>n</i> = 0
Health-related quality of life		Other	30.9 (17)		
Life satisfaction		Short Form-12	14.5 (8)		
		EQ5D	14.5 (8)		
		Life Satisfaction Index	12.7 (7)		
		Dementia Quality of Life Instrument	10.9 (6)		
		Short Form-36	9.1 (5)		
		WHO Quality of Life Scale – short form	5.5 (3)		
		Short Form-8	3.6 (2)		
Responsive behaviours	Agitation	<i>n</i> = 37		<i>n</i> = 0	
	Verbal or physical aggression	Cohen-Mansfield Agitation Inventory	270 (10)		
		Neuropsychiatric Inventory	18.9 (7)		
		Observation	13.5 (5)		
		Other	13.5 (5)		
		Not reported	10.8 (4)		
		Memory and behavioural checklist	5.4 (2)		
		Ease of Care Inventory	5.4 (2)		
Sleep	Sleep quality	<i>n</i> = 28		<i>n</i> = 0	
	Nighttime Sleep time	Actigraphy or polysomnography	39.3 (11)		

Continued

Table 3: Continued

Domain	Constructs Measured	Level of Outcome, Measures Used			
		Person	n (%)	Facility	n (%)
Discharge	Daytime sleep time	Pittsburgh Sleep Quality Index	28.6 (8)		
	Sleep location	Observation	17.9 (5)		
		Other	14.3 (4)		
	Discharge destination	<i>n</i> = 19		<i>n</i> = 4	
	Length of stay	Medical records or chart review	89.5 (17)	Medical records or chart review	100 (4)
	Discharge rate	Self-report	5.3 (1)		
Feasibility	% discharged to community	Goal attainment scaling	5.3 (1)		
	Successful/unsuccessful rehab				
	Death/survival time from admission				
	Attendance	<i>n</i> = 30		<i>n</i> = 0	
	Recruitment	Therapist documentation	46.7 (14)		
	Drop-out rate	Research records	33.3 (10)		
	Program adherence	Other	20.0 (6)		
	Hostility to therapy				
	Occurrence of adverse events				
	Accuracy of intervention delivery				
Therapist's opinions and experiences					

ADL = activities of daily living; EQ5D = EuroQol 5-dimension quality of life scale; RAI-MDS = resident assessment index – minimum data set; WHO = World Health Organization

A key knowledge gap is research evaluating interventions and outcomes that reflect goals relevant to residents beyond mobility, falls, and independence, such as mood and quality of life. It is unclear whether the characteristics of the residents included reflect the medically complex residents who actually lived in LTC. Therefore, residents' length of stay included in studies should be differentiated, and both functional and palliative goals should be contemplated. Intervention studies should explore realistic and sustainable delivery methods, as well as evaluate PR at multiple levels (e.g., resident and facility). Furthermore, tool development for determining service eligibility is imperative to ensure equality in access. Table 4 provides a summary of key take-home points for clinicians and researchers in PR and LTC.

Evidence from the current review is in line with recently developed recommendations for physical activity in LTC (de Souto Barreto et al., 2016). However, the sustainability and applicability of the results to rehabilitation professionals such as physical therapists are questionable. First, research staff or physical therapists were most frequently reported to deliver resident-level PR interventions. Consequently, research staff delivering PR interventions precludes the ability for knowledge translation and integration of the PR intervention into practice since they, and their resources, will often leave once the study is complete. Significant gaps in facilitating knowledge into practice are evident in the LTC sector, with less than 5 per cent of the knowledge translation literature focusing on LTC (Boström, Slaughter,

Chojecki, & Estabrooks, 2012; Grimshaw et al., 2004). Second, the time and frequency for service delivery was, on average, approximately 45 minutes per session on 3 days per week, and physical therapists were often reported as the professional delivering the intervention. In many jurisdictions, access to physical therapy is limited and requires a limited-time episode of care, whereby rehabilitation services are provided for short periods for residents to achieve specific, time-bound goals (Ontario Ministry of Health and Long-term Care, 2013). Therefore, the opportunity for ongoing physical therapy services delivered solely by a physical therapist is not realistic in the current health care climate. There is a need to explore the effectiveness of pragmatic, multidisciplinary PR interventions that will assist in moving research into practice in LTC.

Our review demonstrates that performance-based measures or measures of ADLs, such as the Timed Up and Go test or the Barthel Index, are frequently used to evaluate the effect of PR in LTC. Clinicians can use these measures to evaluate their services within the context of the residents' functional goals. Consideration should, however, be given to a more comprehensive set of resident-centred goals. Although improving physical function has been identified as a priority for residents and health care providers and is often the target of PR (Akishita et al., 2013), independent ambulation may not be a realistic goal for all residents. Indeed, it has been suggested that rehabilitation requires a more extensive definition than merely achieving functional independence, in that consideration should be

Table 4: Key points and take-home messages

Key Points	Evidence from Scoping Review
<p>Researchers</p> <ul style="list-style-type: none"> • Include residents who are reflective of those currently in long-term care (e.g., with cognitive impairment, medically complex) • Explore realistic and sustainable interventions (e.g., multidisciplinary integrated models of care) • Examine short-stay models of care (e.g., convalescent care) • Explore and evaluate palliative models of care including rehabilitation (e.g., relief from pain and other symptoms, active life until death) • Analyse effects of rehabilitation interventions at facility and system levels (e.g., use quality indicators, health care transitions) • Develop tools for determining who could receive services <p>Clinicians</p> <ul style="list-style-type: none"> • Top 5 papers to read for clinicians providing rehabilitation in long-term care: <ul style="list-style-type: none"> • 10 most frequently used outcome measures to evaluate physical rehabilitation in long-term care: 	<ul style="list-style-type: none"> • 23.4% of studies included only ambulatory residents, with very few specifically including non-ambulatory or bedridden; 16.3% included residents with evidence of dementia; 27.3% excluded medically acute • Frequently delivered by research staff, or physical therapist 3–5 days per week, 25–50 minutes, 10–18 weeks • Length of stay often not distinguished inclusion/exclusion criteria • 27.3% excluded medically acute; mood and quality of life less frequently used as outcome measures • Majority of outcomes reported at the resident level <ul style="list-style-type: none"> • No validated tools for determining service eligibility were found <ol style="list-style-type: none"> 1. Crocker, T., Forster, A., Young, J., Brown, L., Ozer, S., Smith, J., et al. <i>Physical rehabilitation for older people in long-term care</i>. Cochrane Database Syst Rev 2. 2013. 2. Valenzuela, T. <i>Efficacy of progressive resistance training interventions in older adults in nursing homes: A systematic review</i>. J Am Med Dir Assoc. 2012;13(5):418-428. 3. de Souto Barreto, P., Morley, J.E., Chodzko-Zajko, W., H Pitkala, K., Weening-Dijksterhuis, E., Rodriguez-Manas, L., et al. <i>Recommendations on physical activity and exercise for older adults living in long-term care facilities: A taskforce report</i>. J Am Med Dir Assoc 2016 May 1; 17(5):381-392. 4. Guzman-Garcia, A., Hughes J.C., James, I.A., & Rochester, L. <i>Dancing as a psychosocial intervention in care homes: A systematic review of the literature</i>. Database of Abstracts of Reviews of Effects. 2013(3):914-924. 5. Silva, R.B., Eslick, G.D., & Duque, G. <i>Exercise for falls and fracture prevention in long term care facilities: A systematic review and meta-analysis</i>. J Am Med Dir Assoc. 2013;14(9):685-9.e2. <p>Performance-based measures:</p> <ol style="list-style-type: none"> 1. Dynamometer 2. Timed Up and Go <p>Activities of daily living:</p> <ol style="list-style-type: none"> 3. Barthel Index 4. Functional Independence Measure <p>Mood:</p> <ol style="list-style-type: none"> 5. Geriatric Depression Scale 6. Philadelphia Geriatric Centre Morale Scale <p>Falls:</p> <ol style="list-style-type: none"> 7. Chart review/incident report 8. Falls Efficacy Scale <p>Quality of life:</p> <ol style="list-style-type: none"> 9. Short Form-12 10. Life Satisfaction Index

given to social, psychological, and emotional health (McGilton, 2015; Young, 2004). Therefore, clinicians should also consider measuring constructs aside from function such as mood and quality of life.

Based on the length of stay, and cognitive and functional abilities of the residents included in the current literature regarding PR in LTC, the participants were not representative of the population of residents currently living in LTC homes. First, most articles included in the current review did not report the residents' length of stay.

Although the majority of residents in Canada are long-stay (Hirdes et al., 2011), there has been a recent increase in the number of short-stay, "convalescent" care beds in Ontario (Ontario Ministry of Health and Long-Term Care, 2007). Internationally, other short-stay models can be found; for example, in the United States residents in skilled nursing facilities often return to the community, whereas in Europe specific wards are dedicated to PR (Kochersberger et al., 1994; Leemrijse, De Boer, Van Den Ende, Ribbe, & Dekker, 2007; Medicare Payment

Advisory Commission, 2012). Only a small proportion of articles examined in the current review explicitly described a population of short-stay residents included in their study, suggesting there is room for future work to determine the most appropriate PR interventions for residents who may be admitted to LTC for short-term rehabilitation.

On the other hand, for the vast majority of residents who are indeed long-stay, there is a need to include the expertise of PR into palliative care services. LTC has witnessed a global increase in the complexity and acuity of residents (Katz, 2011), and PR is relevant to several aspects of palliative care principles, as defined by the World Health Organization, including relief from pain and other symptoms and helping residents to live as actively as possible until death (World Health Organization, 2016). Alternatives to pharmaceutical management of pain and palliation have also been expressed as priority areas for research in LTC (Brazil, Maitland, Ploeg, & Denton, 2012). Additionally, although it is encouraging that a growing body of literature focuses on residents with dementia, only 16 per cent of the literature about PR in LTC included residents with dementia. In contrast, more than 80 per cent of the residents in LTC have some degree of dementia (Hirdes et al., 2011). The discrepancy between the research and reality indicates that there may be selection bias within the current body of literature, wherein residents with dementia are excluded and the resulting population is not representative of the true LTC demographics.

In our current review, we were unable to identify any validated tools or models for determining eligibility for PR services in LTC. Jurisdictional differences in rates of residents receiving rehabilitation services both nationally and internationally suggest that access to services does not match resident need (Berg et al., 1997; De Boer et al., 2007; McArthur, Hirdes, et al., 2015). Development of tools to ensure equality in access to services that match the needs of residents is necessary so that services are received appropriately. Indeed, there may be subgroups of residents who require more intensive therapy while others may benefit from low-volume maintenance programs, and residents admitted to LTC indefinitely may have different needs than those whose goals include returning to the community. Leadership and future tool development are needed to guide research and policy decisions regarding who should receive PR in LTC.

Study Limitations

An inherent limitation of a scoping review is that it provides breadth on a topic rather than depth (Arksey & O'Malley, 2005; Levac et al., 2010). The current review provides a broad view of PR interventions and how they have been evaluated in LTC, but is unable to

describe the effectiveness of those PR interventions on specific outcomes. On the other hand, providing a breadth of knowledge may prove useful to several disciplines of knowledge users in LTC including service providers (e.g., rehabilitation professionals, nurses, kinesiologists), administrators, and policy-makers. The majority of the literature found in this review was from the United States; therefore, conclusions involving reported interventions and outcomes measured are likely more reflective of PR in the United States. Additionally, since articles reporting on the same study population were not grouped, there may have been double counting of studies. However, we removed all duplicate articles so that only articles with the same population but different outcomes were included. An additional limitation of the current study is that only studies and grey literature published in English were included, limiting the review to articles published in English-speaking countries or to those that have funds for translation services. Lastly, the scope of the current review is limited in providing recommendations for approaches to rehabilitation for all international groups as there may be additional literature not included in our search strategy. For example, "intermediate care" is used in the United Kingdom for rehabilitation in LTC homes and might not have been captured in our search.

Conclusions

The majority of PR interventions are delivered and evaluated at the resident level, and the most common outcomes reported are performance-based measures, ADLs, and mood. A key knowledge gap was the consideration of PR in relation to goals relevant to residents such as quality of life. The characteristics of the residents included in future studies should reflect the medically complex residents who live in LTC, and residents' length of stay included in studies should be differentiated. Intervention studies should also explore realistic and sustainable delivery methods. Finally, tool development for determining service eligibility is necessary to ensure equality in rehabilitative care across the LTC sector.

Supplementary Material

To view supplementary material for this article, please visit <https://doi.org/10.1017/S071498081700040X>

References

- Akishita, M., Ishii, S., Kojima, T., Kozaki, K., Kuzuya, M., Arai, H., ... Toba, K. (2013). Priorities of health care outcomes for the elderly. *Journal of the American Medical Directors Association, 14*(7), 479–484.
- Arksey, H., & O'Malley, L. (2005). Scoping studies: Towards a methodological framework. *International Journal of Social Research Methodology: Theory and Practice, 8*(1), 19–32.

- Berg, K., Sherwood, S., Murphy, K., Carpenter, I. G., Gilgen, R., & Phillips, C. D. (1997). Rehabilitation in nursing homes: A cross-national comparison of recipients. *Age and Ageing*, 26(Suppl. 2), 37–42.
- Boström, A. M., Slaughter, S. E., Chojecki, D., & Estabrooks, C. A. (2012). What do we know about knowledge translation in the care of older adults? A scoping review. *Journal of the American Medical Directors Association*, 13(3), 210–219.
- Brazil, K., Maitland, J., Ploeg, J., & Denton, M. (2012). Identifying research priorities in long term care homes. *Journal of the American Medical Directors Association*, 13(1), 84–e1–84–e4. doi: 10.1016/j.jamda.2011.04.018
- Canadian Institute of Health Information. (2013). *When a nursing home is home: How do Canadian nursing homes measure up on quality?* Retrieved from https://secure.cihi.ca/free_products/CCRS_QualityinLongTermCare_EN.pdf
- Canadian Physiotherapy Association. (2012). *Description of physiotherapy in Canada*. Retrieved from [http://www.physiotherapy.ca/getmedia/e3f53048-d8e0-416b-9c9d-38277c0e6643/DoPEN\(final\).pdf.aspx](http://www.physiotherapy.ca/getmedia/e3f53048-d8e0-416b-9c9d-38277c0e6643/DoPEN(final).pdf.aspx)
- Crocker, T., Forster, A., Young, J., Brown, L., Ozer, S., Smith, J., ... Greenwood, D.C. (2013). Physical rehabilitation for older people in long-term care. *The Cochrane Database of Systematic Reviews*, 2, CD004294. doi: 10.1002/14651858.CD004294.pub3
- De Boer, M. E., Leemrijse, C. J., Van Den Ende, C. H. M., Ribbe, M. W., & Dekker, J. (2007). The availability of allied health care in nursing homes. *Disability and Rehabilitation*, 29(8), 665–670.
- de Souto Barreto, P., Morley, J. E., Chodzko-Zajko, W., H Pitkala, K., Weening-Dijksterhuis, E., Rodriguez-Manas, L., ... International Association of Gerontology and Geriatrics – Global Aging Research Network (IAGG-GARN) and the IAGG European Region Clinical Section. (2016). Recommendations on physical activity and exercise for older adults living in long-term care facilities: A taskforce report. *Journal of the American Medical Directors Association*, 17(5), 381–392. doi: 10.1016/j.jamda.2016.01.021.
- Donabedian, A. (1966). Evaluating the quality of medical care: Part 2. *The Millbank Memorial Fund Quarterly*, 11, 166–206.
- Grimshaw, J. M., Thomas, R. E., MacLennan, G., Fraser, C., Ramsay, C. R., Vale, L., ... Donaldson, C. (2004). Effectiveness and efficiency of guideline dissemination and implementation strategies. *Health Technology Assessment*, 8(6), iii-72.
- Health Canada. (2004). *Long-term facilities-based care*. Retrieved from <http://www.hc-sc.gc.ca/hcs-sss/home-domicile/longdur/index-eng.php>
- Health Quality Ontario. (2016). Long-term care public reporting website technical report table. Retrieved from <http://www.hqontario.ca/System-Performance/Long-Term-Care-Sector-Performance/Quality-Indicators>
- Hirdes, J. P., Mitchell, L., Maxwell, C. J., & White, N. (2011). Beyond the ‘iron lungs of gerontology’: Using evidence to shape the future of nursing homes in Canada. *Canadian Journal on Aging*, 30(3), 371–390.
- Katz, P. R. (2011). An international perspective on long term care: Focus on nursing homes. *Journal of the American Medical Directors Association*, 12(7), 487–492.e1. doi: 10.1016/j.jamda.2011.01.017
- Kochersberger, G., Hielema, F., & Westlund, R. (1994). Rehabilitation in the nursing home: How much, why, and with what results. *Public Health Reports*, 109(3), 372–376.
- Leemrijse, C. J., De Boer, M. E., Van Den Ende, C. H. M., Ribbe, M.W., & Dekker, J. (2007). Factors associated with physiotherapy provision in a population of elderly nursing home residents; a cross sectional study. *BMC Geriatrics*, 7(1), 7.
- Levac, D., Colquhoun, H., & O’Brien, K. K. (2010). Scoping studies: Advancing the methodology. *Implementation Science*, 5(1), 69.
- McArthur, C., Hirdes, J., Berg, K., & Giangregorio, L. (2015). Who receives rehabilitation in Canadian long-term care facilities? A cross-sectional study. *Physiotherapy Canada*, 67(2), 113–121. doi: 10.3138/ptc.2014-27
- McArthur, C., Gibbs, J., Papaioannou, A., Hirdes, J., Milligan, J., Berg, K., & Giangregorio, L. (2015). Scoping review of physical rehabilitation interventions in long-term care: Protocol for tools, models of delivery, outcomes and quality indicators. *BMJ Open*, 5(6), e007528. doi: 10.1136/bmjopen-2014-007528
- McGilton, K. S. (2015). Clinician’s commentary on McArthur et al. (1). *Physiotherapy Canada*, 67(2), 122–123. doi: 10.3138/ptc.2014-27-CC
- Medicare Payment Advisory Commission. (2012). Report to the Congress: Medicare Payment Policy. Washington, DC.
- Norton, P. G., Murray, M., Doupe, M.B., Cummings, G. G., Poss, J. W., Squires, J. E., ... Estabrooks, C.A. (2014). Facility versus unit level reporting of quality indicators in nursing homes when performance monitoring is the goal. *BMJ Open*, 4(2), e004488. doi: 10.1136/bmjopen-2013-004488
- Ontario Ministry of Health and Long-Term Care. (2007). *Policy for the operation of short-stay beds under the long-term care homes act*. (Policy). Toronto, ON: Author.
- Ontario Ministry of Health and Long-term Care. (2013). *Frequently asked questions for physiotherapists*. Retrieved from http://www.health.gov.on.ca/en/pro/programs/physio/physio_pro_doctors_nurses.aspx
- Szczepura, A., Nelson, S., & Wild, D. (2008). In-reach specialist nursing teams for residential care homes: Uptake of services, impact on care provision and cost-effectiveness.

BMC Health Services Research, 8, 269. doi: 10.1186/1472-6963-8-269

Theodos, P. (2004). Fall prevention in frail elderly nursing home residents: A challenge to case management: Part II. *Lippincott's Case Management : Managing the Process of Patient Care*, 9(1), 32–44. doi: 00129234-200401000-00007

Westby, M. D., Klemm, A., Li, L. C., & Jones, C. A. (2016). Emerging role of quality indicators in physical therapist

practice and health service delivery. *Physical Therapy*, 96(1), 90–100. doi: 10.2522/ptj.20150106

World Health Organization. (2016). *WHO definition of palliative care*. Retrieved from <http://www.who.int/cancer/palliative/definition/en/>

Young, S. (2004). Rehabilitation: More than activities of daily living. *Nursing Older People*, 16(8), 22–24. doi: 10.7748/nop2004.11.16.8.22.c2341